



PERMANENT MAKE-UP & MICROBLADING



Dear Valued Client,

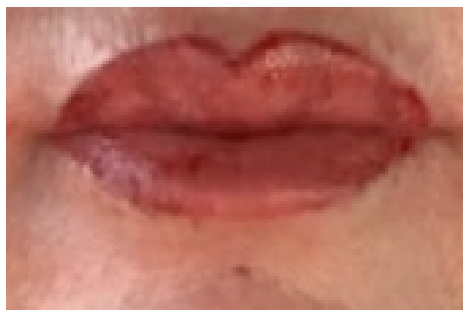
I believe that the best way to experience what my clients will when coming for a treatment, is to try each treatment out myself! I would love to share with you my personal photos of permanent make-up on my lips as well as microblading on my eyebrows.

PERMANENT MAKE-UP ON LIPS

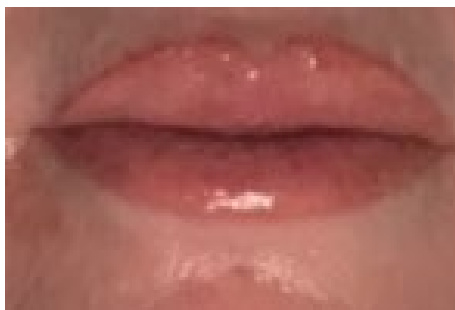


DAY 1: PREPARATION

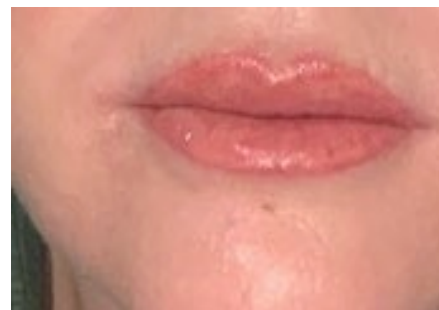
*I applied numbing cream applied before starting the treatment.
The procedure takes about 2 hours.*



DAY 2: Expect swelling and slight oozing from the lips



DAY 3: Very swollen and tight



DAY 4: Lips are very dry and starting to crack and feel swollen

Advanced SkinCARE by ANNA-GLADYS

0829237296 | info@anna-gladys.com | www.anna-gladys.com | Neethlingsrus, 2 Deer Street, Aurora, Durbanville



DAY 5: My cold sores which I did not treat beforehand was a problem.



DAY 6: Started taking meds for the cold sores and the problem was fixed overnight.



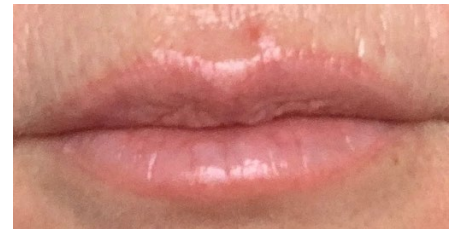
DAY 7: Lips feel less swollen and cold sores are less painful.



DAY 8: Healing nicely



DAY 9: Continuing to heal



DAY 10: Starting to see the end result and the colour



**DAY 14: THE END RESULT!
Love the colour, very natural and soft.**

My own personal findings regarding the lip treatment

- If you are prone to cold sores get prescription from DR for Acitab-200 DT
- Start medication 2 days prior to lip treatment.
- In my case the result is wonderful and is giving me exactly the result that I was looking for.
- My natural lip colour is very dull with slight white spots, and for that reason I wanted a very natural colour to enhance the lips.

MICROBLADING / EYES AND BROWS

I am a very natural looking girl. Being over 45 years in my opinion it is important to keep the softer look, to make the face look natural but not faded. Over the years my eyes have developed a sensitivity to make-up especially mascara. I figured why not try Microblading I did my top lid and bottom lid.

Advanced SkinCARE by ANNA-GLADYS

0829237296 | info@anna-gladys.com | www.anna-gladys.com | Neethlingsrus, 2 Deer Street, Aurora, Durbanville



BEFORE

AFTER

My own personal findings on Microblading on the eyebrows and eyeliner on top and bottom lid

- It takes about 2 and a half hours for both procedures
- Numbing cream is applied which makes the procedure easy
- Literally no down time, pain or swelling.

I would highly recommend both these treatments. To find out more, visit my website:
anna-gladys.com

Chat soon,

Anna Gladys

Advanced SkinCARE by ANNA-GLADYS

0829237296 | info@anna-gladys.com | www.anna-gladys.com | Neethlingsrus, 2 Deer Street, Aurora, Durbanville